



Capacitive evaluation units - KXA
Series KXS-Extrem - NPN
Series KXS-Extrem - PNP

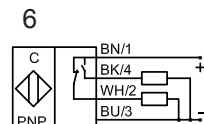
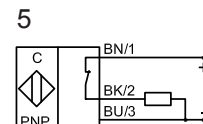
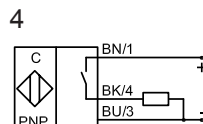
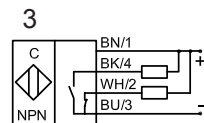
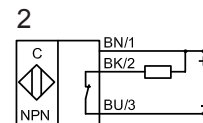
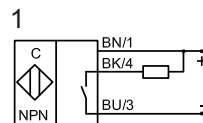
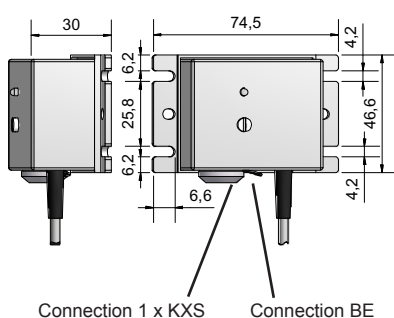
- KXA-... for connection to capacitive sensors KXS-M18/...-M32/...
- KXA-...-MINI for connection to capacitive sensors KXS-M5/...-M12/...

Certificate:



Technical data

Electrical version	4-wire DC	4-wire DC
Output function	Antivalent (NO + NC)	Antivalent (NO + NC)
Type NPN	KXA-5-1-N-A-MINI	KXA-5-1-N-A
Art.-No.	498 505	498 501
Connection diagram No.	3	3
Type PNP	KXA-5-1-P-A-MINI	KXA-5-1-P-A
Art.-No.	498 503	498 500
Connection diagram No.	6	6
Operating voltage (U_b)	18...36 V DC	18...36 V DC
Output current max. (I_o)	2 x 250 mA	2 x 250 mA
Voltage drop max. (U_d)	< 2.5 V	< 2.5 V
Permitted residual ripple max.	40 %	40 %
No-load current (I_o)	Typ. 50 mA	Typ. 50 mA
Frequency of operating cycles max.	50 Hz	50 Hz
Switching hysteresis	≤ 20%	≤ 20%
Repeat accuracy	≤ 1%	≤ 1%
Permitted ambient temperature	-25...+55 °C	-25...+55 °C
LED-display	Green / yellow	Green / yellow
Protective circuit	Built-in	Built-in
Degree of protection IEC 60529	IP 65	IP 65
Norm	EN 60947-5-2	EN 60947-5-2
Connection cable	2 m, PUR, 4 x 0.14 mm ²	2 m, PUR, 4 x 0.14 mm ²
Housing material	PA	PA



Made in Germany

All specifications are subject to change without notice. (10/2011)