



Certificate:



Transistor Amplifier


Series - NPN

Series - PNP

- For connection to NAMUR - Sensors of Series 30 and 40
- Not permitted for use in Ex area

Sensor operating voltage $U_s \leq 6$ V DC

Operating current $I_s = 1 \dots 3$ mA

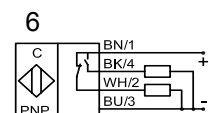
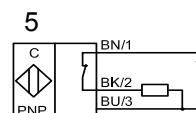
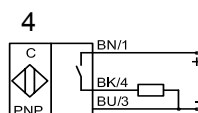
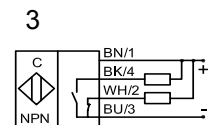
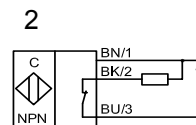
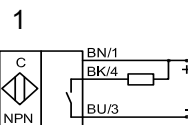
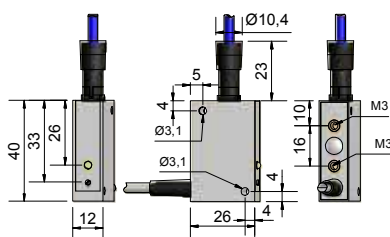


Plug pin connection
View: soldering side

Technical data

Electrical version	4-wire DC
Output	Antivalent (NO + NC)
Type NPN	TS-120-NPN-A
Art.-No.	500 150
Connection diagram No.	3
Type PNP	TS-120-PNP-A
Art.-No.	500 350
Connection diagram No.	6
Operating voltage (U_b)	10...35 V DC
Output current max. (I_o)	2 x 250 mA
Voltage drop max. (U_o)	≤ 2.0 V
Permitted residual ripple max.	10 %
No-load current (I_o)	Typ. 10 mA
Frequency of operating cycles max.	2 kHz (dependent on Sensor)
Permitted ambient temperature	-25...+70 °C
LED-display	Green / yellow
Protective circuit	Built-in
Degree of protection IEC 60529	IP 65
Norm	EN 60947-5-2
Connection cable	2 m, PVC, 4 x 0.14 mm ²
Housing material	PA 6.6
Accessories (is delivered with the unit)	Female connector

All specifications are subject to change without notice. (06/2014)



Made in Germany