



**Capacitive evaluation units - KXA**  
**Series KXS-Extrem - NPN**  
**Series KXS-Extrem - PNP**

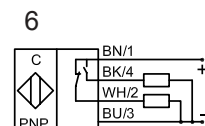
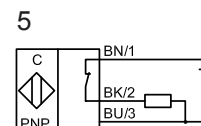
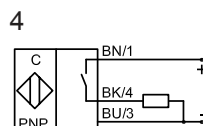
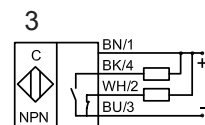
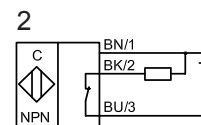
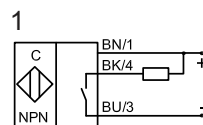
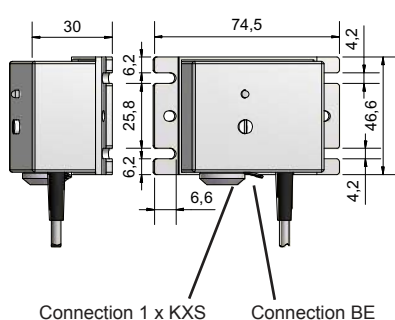
- KXA-... for connection to capacitive sensors KXS-M18/...-M32/...
- KXA-...-MINI for connection to capacitive sensors KXS-M5/...-M12/...

Certificate:



**Technical data**

Electrical version	4-wire DC	4-wire DC
Output function	Antivalent (NO + NC)	Antivalent (NO + NC)
<b>Type NPN</b>	<b>KXA-5-1-N-A-MINI</b>	<b>KXA-5-1-N-A</b>
<b>Art.-No.</b>	<b>498 505</b>	<b>498 501</b>
Connection diagram No.	3	3
<b>Type PNP</b>	<b>KXA-5-1-P-A-MINI</b>	<b>KXA-5-1-P-A</b>
<b>Art.-No.</b>	<b>498 503</b>	<b>498 500</b>
Connection diagram No.	6	6
Operating voltage ( $U_b$ )	18...36 V DC	18...36 V DC
Output current max. ( $I_o$ )	2 x 250 mA	2 x 250 mA
Voltage drop max. ( $U_d$ )	< 2.5 V	< 2.5 V
Permitted residual ripple max.	40 %	40 %
No-load current ( $I_o$ )	Typ. 50 mA	Typ. 50 mA
Frequency of operating cycles max.	50 Hz	50 Hz
Switching hysteresis	$\leq 20\%$	$\leq 20\%$
Repeat accuracy	$\leq 1\%$	$\leq 1\%$
Permitted ambient temperature	-25...+55 °C	-25...+55 °C
LED-display	Green / yellow	Green / yellow
Protective circuit	Built-in	Built-in
Degree of protection IEC 60529	IP 65	IP 65
Norm	EN 60947-5-2	EN 60947-5-2
Connection cable	2 m, PUR, 4 x 0.14 mm <sup>2</sup>	2 m, PUR, 4 x 0.14 mm <sup>2</sup>
Housing material	PA	PA



Made in Germany

All specifications are subject to change without notice. (10/2011)