



**Capacitive Evaluation Unit KSA**  
**Series 70-250-...-BB - NPN**  
**Series 80-250-...-BB - PNP**

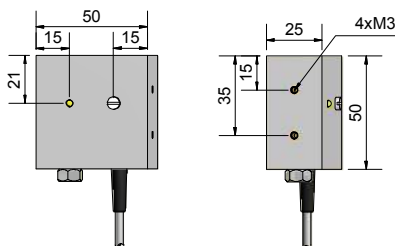
- Housing 50 x 50 x 25 mm  
 • For capacitive sensors KS-250-M22...M32

Certificate:

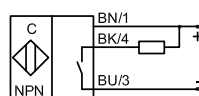


**Technical data**

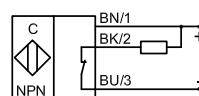
Electrical version	3-wire DC	3-wire DC
Output function	NO	NC
<b>Type NPN</b>	<b>KSA-70-250-S-BB for 2 m</b>	<b>KSA-70-250-Ö-BB for 2 m</b>
<b>Art.-No.</b>	<b>560 700</b>	<b>560 900</b>
<b>Type NPN</b>	<b>KSA-70-250-S-BB for 5 m</b>	<b>KSA-70-250-Ö-BB for 5 m</b>
<b>Art.-No.</b>	<b>560 720</b>	<b>560 920</b>
Connection diagram No.	1	2
<b>Type PNP</b>	<b>KSA-80-250-S-BB for 2 m</b>	<b>KSA-80-250-Ö-BB for 2 m</b>
<b>Art.-No.</b>	<b>561 100</b>	<b>561 300</b>
<b>Type PNP</b>	<b>KSA-80-250-S-BB for 5 m</b>	<b>KSA-80-250-Ö-BB for 5 m</b>
<b>Art.-No.</b>	<b>561 120</b>	<b>561 320</b>
Connection diagram No.	4	5
Operating voltage ( $U_B$ )	10...35 V DC	10...35 V DC
Output current max. ( $I_o$ )	250 mA	250 mA
Voltage drop max. ( $U_o$ )	$\leq 2.5$ V	$\leq 2.5$ V
Permitted residual ripple max.	10 %	10 %
No-load current ( $I_o$ )	Typ. 15 mA	Typ. 15 mA
Frequency of operating cycles max.	50 Hz	50 Hz
Permitted ambient temperature	-25...+70 °C	-25...+70 °C
LED-display	Yellow	Yellow
Protective circuit	Built-in	Built-in
Degree of protection IEC 529	IP 67	IP 67
Norm	EN 60947-5-2	EN 60947-5-2
Connection cable	PUR, 3 x 0.14 mm <sup>2</sup>	PUR, 3 x 0.14 mm <sup>2</sup>
Housing material	PA	PA



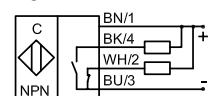
1



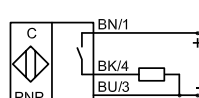
2



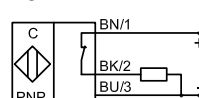
3



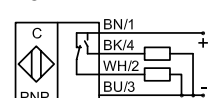
4



5



6



**Made in Germany**