



**Capacitive Sensors**  
**Series 70 - NPN**  
**Series 80 - PNP**

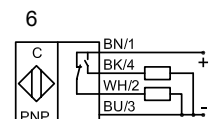
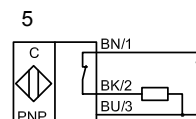
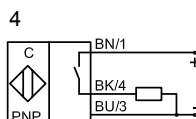
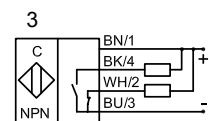
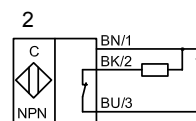
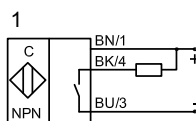
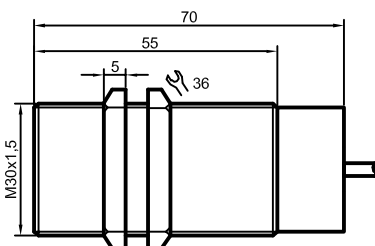
- Housing M 30 x 1.5
- Housing material: PA / PPO
  - Sensing distance 2...20 mm adjustable

Certificate:



Technical data	Flush mountable	Flush mountable
Operating distance $S_n$	10 mm	10 mm
Operating distance min. / max. adjustable	2...20 mm	2...20 mm
Electrical version	3-wire DC	4-wire DC
Output	Normally open (NO)	Antivalent
<b>Type NPN</b>	<b>KAS-70-A14-S-K-NL</b>	<b>KAS-70-A14-A-K-NL</b>
<b>Art.-No.</b>	<b>KA 0514</b>	<b>KA 0555</b>
Connection diagram No.	1	3
<b>Type PNP</b>	<b>KAS-80-A14-S-K-NL</b>	<b>KAS-80-A14-A-K-NL</b>
<b>Art.-No.</b>	<b>KA 0720</b>	<b>KA 0554</b>
Connection diagram No.	4	6
Operating voltage ( $U_B$ )	12...30 V DC	12...30 V DC
Output current max. ( $I_o$ )	200 mA	2 x 200 mA
Voltage drop max. ( $U_d$ )	≤ 2.0 V	≤ 2.0 V
Permitted residual ripple max.	5 %	5 %
No-load current ( $I_o$ )	< 15 mA	< 15 mA
Frequency of operating cycles max.	150 Hz	150 Hz
Permitted ambient temperature	-25...+70 °C	-25...+70 °C
LED-display	Yellow	Yellow
Protective circuit	Built-in	Built-in
Degree of protection IEC 60529	IP 67	IP 67
Norm	EN 60947-5-2	EN 60947-5-2
Connection	2 m, PVC, 3 x 0.75 mm <sup>2</sup>	2 m, PVC, 4 x 0.5 mm <sup>2</sup>
Housing material	PA / PPO	PA / PPO
Active surface	PA / PPO	PA / PPO
Lid	PA / PPO	PA / PPO

All specifications are subject to change without notice. (01.02.2010)



**Made in Germany**