



Capacitive Sensors

Series 80 - PNP

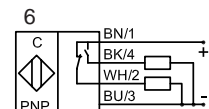
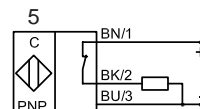
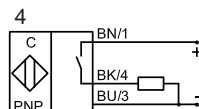
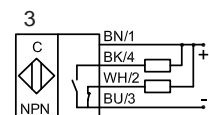
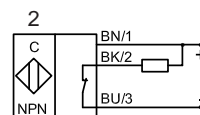
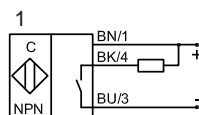
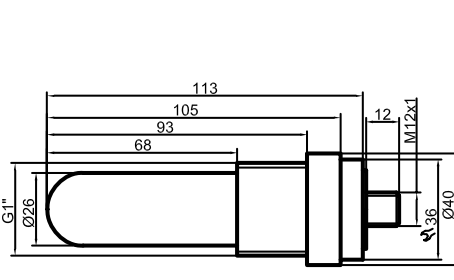
Housing $\varnothing = 26 \text{ mm} / 1'' / 40 \text{ mm}$

- Ex II 3 D IP67 T101 °C X
- For use in zone 22
- For use in areas where there is a risk of explosion
- Housing material PTFE
- Special version with flange. Sealing can be made with a gasket or PTFE-tape (not supplied with the sensor)
- With flange connector M 12 x 1

Certificate:



Technical data	Non-flush mountable
Operating distance S_n	5 mm
Operating distance min./max. adjustable	0...20 mm
Electrical version	4-pin DC
Output	Antivalent (NO + NC)
Type NPN	
Art.-No.	
Connection diagram No..	
Type PNP	KAS-80-26-A-PTFE-1''-Y5-3D
Art.-No.	KA 0659
Connection diagram No.	6
Operating voltage (U_b)	10...30 V DC
Output current max. (I_o)	2 x 150 mA
Load current min.	-
Voltage drop max. (U_d)	$\leq 2.0 \text{ V}$
Permitted residual ripple max.	10%
No-load current (I_o)	Typ. 15 mA
Frequency of operating cycles max.	50 Hz
Permitted ambient temperature	-25...+70° C / CIP 121° C (zero-current)
LED-display	Green/yellow
Protective circuit	Built-in
Degree of protection IEC 60529	IP 67
Norm	EN 60947-5-2
Connection	Flange connector M 12 x 1
Housing material	PTFE (FDA 21 CFR 177.1550)
Active surface	PTFE (FDA 21 CFR 177.1550)
Lid	PA



Made in Germany

All specifications are subject to change without notice. (03.02.2009)